


LESSON #2

Working On It




Make an isometric sketch of the following 3D figures.


a)




b)




c)




d)




e)




f)



g)



h)



i) Create your own!
own!